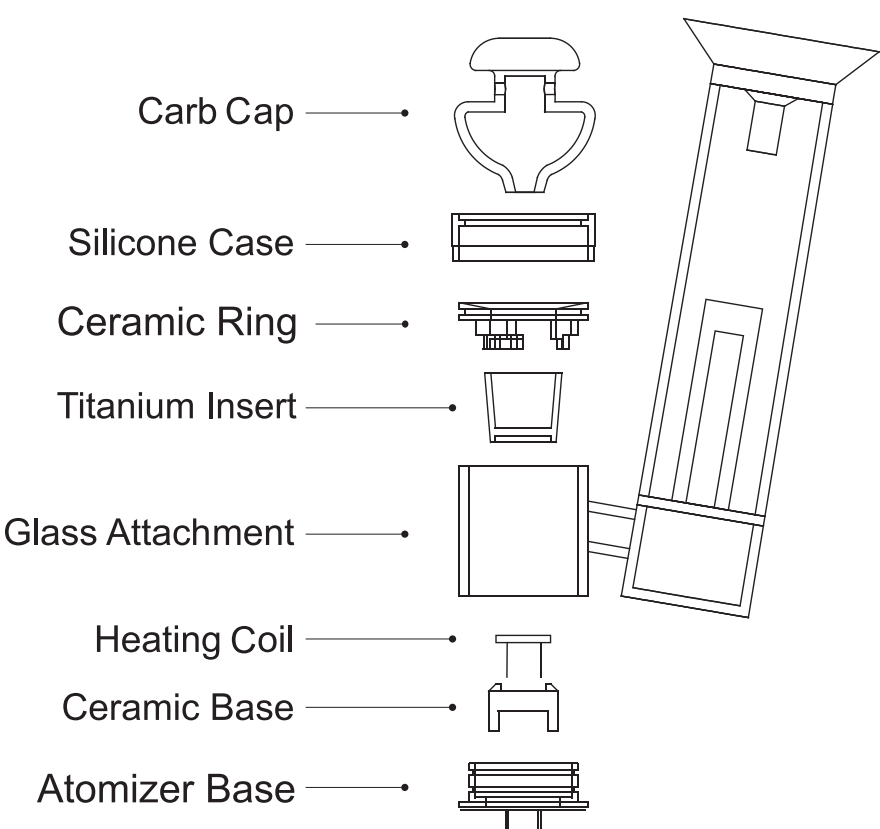




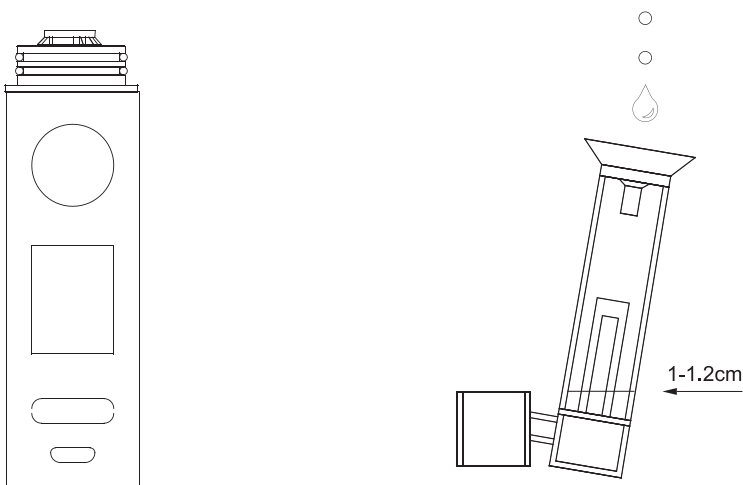
JCVAP

PEARIG INSTRUCTION MANUAL

WHAT'S INSIDE

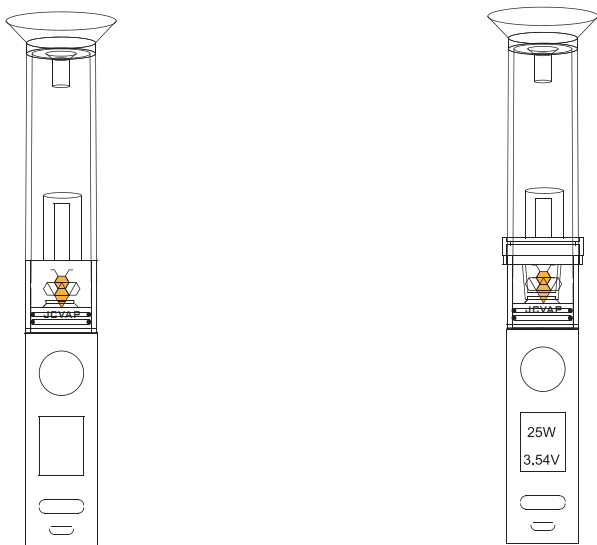


QUICK START:



STEP 1: Screw the pearig atomizer on a 510 threaded box mod.The minimum output power of the mod is 15W.

STEP 2: Fill glass with water just above the air-holes. Do not fill glass while attached to base.
X - Do not allow water in lower section!



STEP 3: Align logo on the front of the glass with the button of box mod. Carefully push the front of glass into the base.

STEP 4:Set the power of box mod. **LOW**/15W,**MEDIUM**/25W,**HIGH**/30W.
X - Do not set the power over 35W ,Or will damage the coil.

STEP 5:Carefully insert the titanium bowl on the coil,then cover the silicone ring cap

STEP 6:Hold down the fire button for 20-25 seconds

STEP 7: Use Loading tool to place contents on the bottom surface of the bowl (not the side)

STEP 8: Place carb cap on top of atomizer.Enjoy your dab.

WARNINGS:



- Do not allow water in the bottom chamber of glass.
- Do not let water seep into the atomizer.
- Do not overfill glass.
- Do not store device with water in the glass.
- Remove glass before unscrewing and inserting atomizer.
- Attach / detach glass carefully, do not force.
- Wait 1 minute between uses.
- Do not fire atomizer 4 times consecutively.
- Several short inhales produce more vapor.
- Do not place contents on the sidewalls of the bowl.
- Do not overfill chamber.
- If you experience a bug, turn the device on and off. Should the issue persist, contact support.
- Keep away from extreme hot and cold temperatures.
- Keep away from moisture and high humidity

LEGAL:

For all JCVAP products, strictly use as intended. JCVAP units should be used only by persons of legal age in congruence with state and or federal law. Know that JCVAP reserves the right to verify the age of the consumer prior to every purchase. Registered JCVAP products are not intended for any use which is illegal under any state or federal law. Moreover, JCVAP products aren't intended to diagnose, prevent, treat, or cure any disease or medical condition. If you are pregnant, nursing, taking medication for a medical condition, or suspect you have a medical condition, please consult your physician before using any JCVAP product.

Operation is subject to the following two conditions:
(1) this device may not cause harmful interference, and
(2) this device must accept any interference received, including interference that may cause undesired operation.

Thank you for choosing JCVAP. Welcome to the family.

